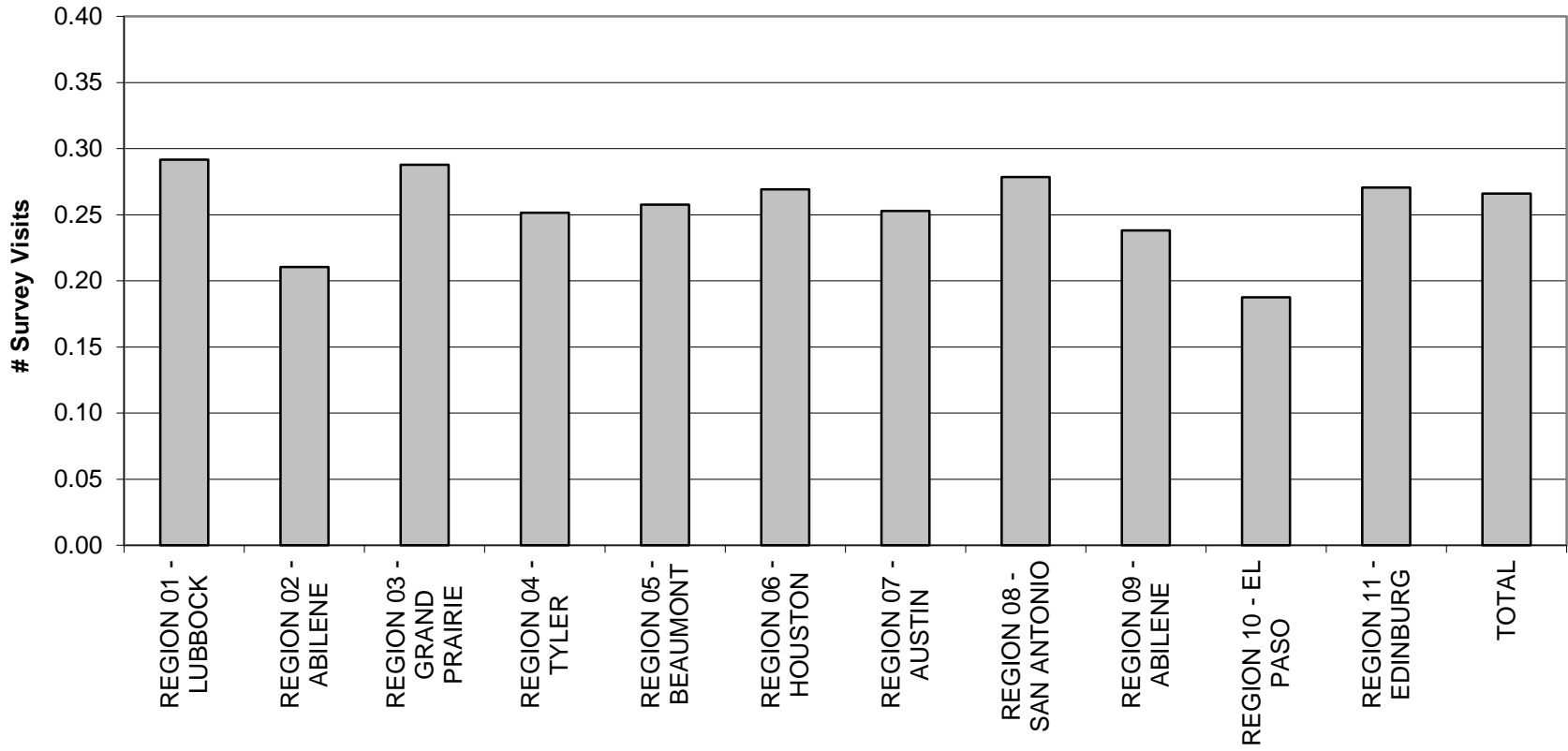
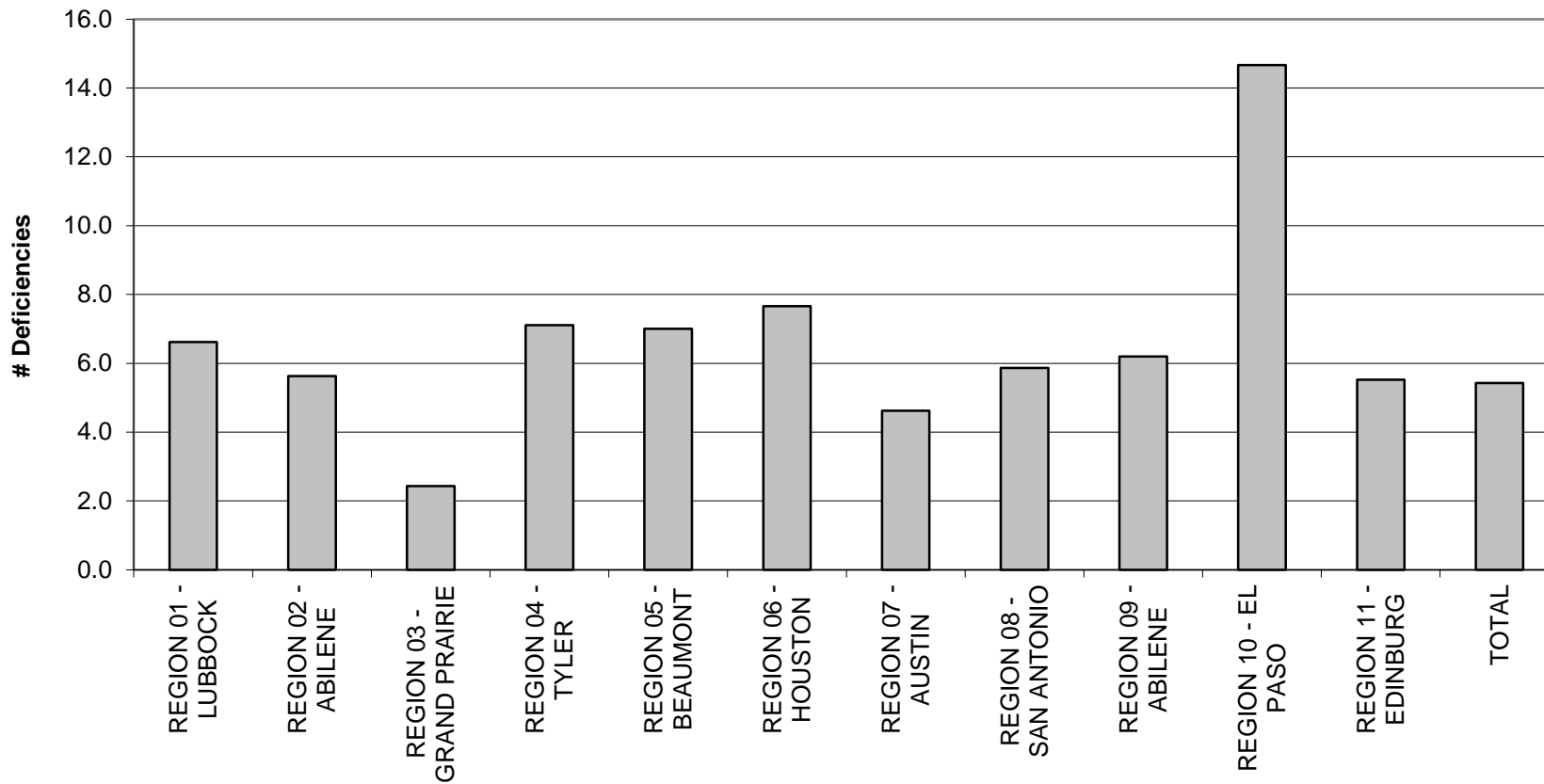


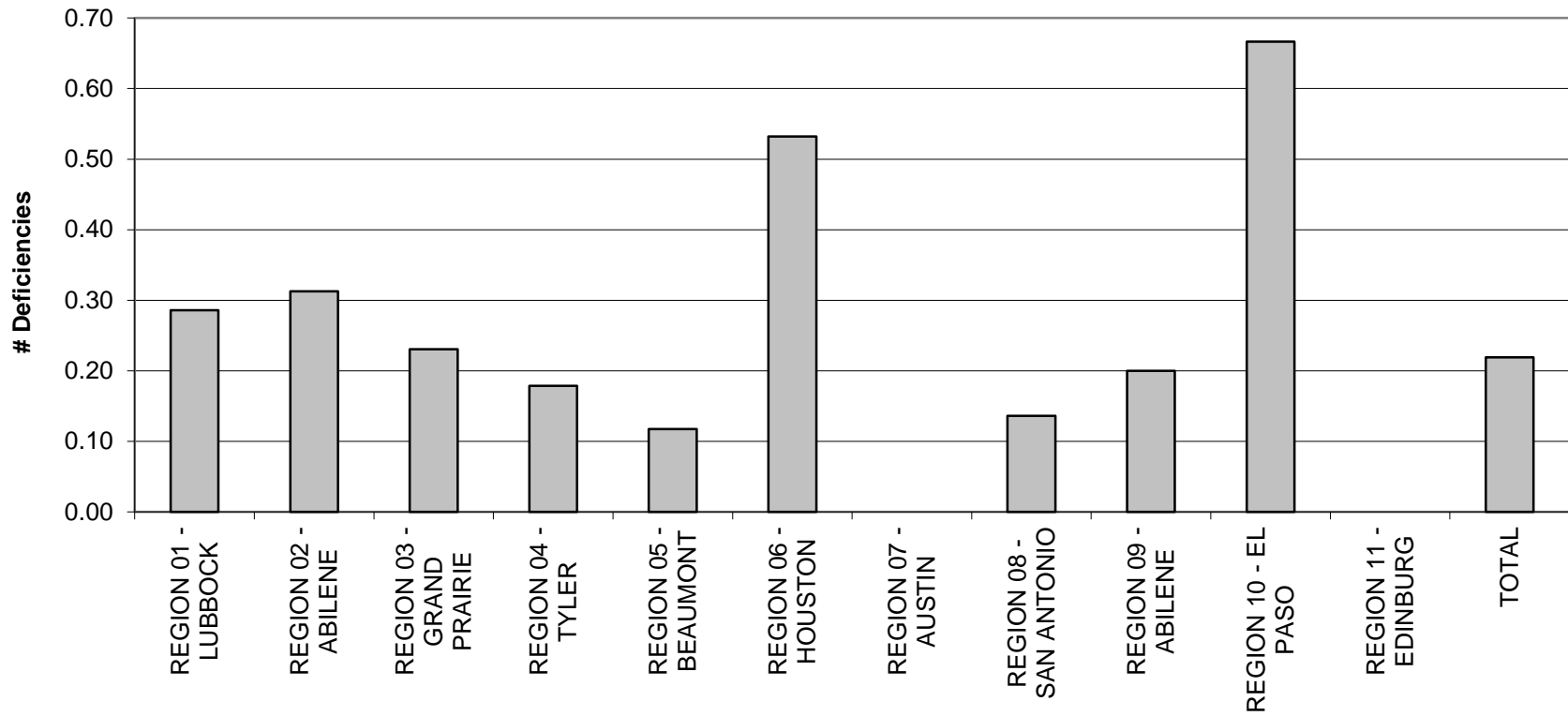
**Survey Visits: Standard Survey / Resurvey POV  
Average # Surveys per Facility, 3rd Quarter FY 2015**



**Survey Visits: Standard Survey / Resurvey POV**  
**Average # Deficiencies Cited per Survey, 3rd Quarter FY 2015**



**Survey Visits: Standard Survey / Resurvey POV**  
**Average # Level G and Higher Deficiencies Cited per Survey, 3rd Quarter FY 2015**



**NURSING FACILITY COUNTS BY REGION AND MONTH - 3rd QUARTER FY 2015**

<b>MONTH / YEAR</b>	<b>REGION 01 - LUBBOCK</b>	<b>REGION 02 - ABILENE</b>	<b>REGION 03 - GRAND PRAIRIE</b>	<b>REGION 04 - TYLER</b>	<b>REGION 05 - BEAUMONT</b>	<b>REGION 06 - HOUSTON</b>	<b>REGION 07 - AUSTIN</b>	<b>REGION 08 - SAN ANTONIO</b>	<b>REGION 09 - ABILENE</b>	<b>REGION 10 - EL PASO</b>	<b>REGION 11 - EDINBURG</b>	<b>TOTAL</b>
03/2015	72	76	271	111	66	174	146	158	42	16	85	1,217
04/2015	72	76	271	111	66	175	146	158	42	16	85	1,218
05/2015	72	76	271	112	66	175	147	158	42	16	85	1,220

**CERTIFIED NURSING FACILITY SURVEY VISITS WITH STANDARD SURVEY/RE-SURVEY POV: 3rd QUARTER FY 2015**

<b>MONTH / YEAR</b>	<b>REGION 01 - LUBBOCK</b>	<b>REGION 02 - ABILENE</b>	<b>REGION 03 - GRAND PRAIRIE</b>	<b>REGION 04 - TYLER</b>	<b>REGION 05 - BEAUMONT</b>	<b>REGION 06 - HOUSTON</b>	<b>REGION 07 - AUSTIN</b>	<b>REGION 08 - SAN ANTONIO</b>	<b>REGION 09 - ABILENE</b>	<b>REGION 10 - EL PASO</b>	<b>REGION 11 - EDINBURG</b>	<b>TOTAL</b>
03/2015	8	6	26	10	3	20	10	14	2	1	7	107
04/2015	7	6	27	9	8	15	15	17	5	1	8	118
05/2015	6	4	25	9	6	12	12	13	3	1	8	99
Total	21	16	78	28	17	47	37	44	10	3	23	324

**CERTIFIED NURSING FACILITY SURVEY VISITS WITH STANDARD SURVEY/RE-SURVEY POV - FEDERAL DEFICIENCY COUNTS: 3rd QUARTER FY 2015**

<b>MONTH / YEAR</b>	<b>REGION 01 - LUBBOCK</b>	<b>REGION 02 - ABILENE</b>	<b>REGION 03 - GRAND PRAIRIE</b>	<b>REGION 04 - TYLER</b>	<b>REGION 05 - BEAUMONT</b>	<b>REGION 06 - HOUSTON</b>	<b>REGION 07 - AUSTIN</b>	<b>REGION 08 - SAN ANTONIO</b>	<b>REGION 09 - ABILENE</b>	<b>REGION 10 - EL PASO</b>	<b>REGION 11 - EDINBURG</b>	<b>TOTAL</b>
03/2015	59	51	76	64	18	122	39	86	17	14	28	574
04/2015	44	27	70	72	72	121	73	96	17	16	62	670
05/2015	36	12	44	63	29	117	59	76	28	14	37	515
Total	139	90	190	199	119	360	171	258	62	44	127	1,759

**CERTIFIED NURSING FACILITY SURVEY VISITS WITH STANDARD SURVEY / RESURVEY POV - AVERAGE # SURVEYS / VISITS CONDUCTED PER FACILITY:  
3rd QUARTER FY 2015**

<b>MONTH / YEAR</b>	<b>REGION 01 - LUBBOCK</b>	<b>REGION 02 - ABILENE</b>	<b>REGION 03 - GRAND PRAIRIE</b>	<b>REGION 04 - TYLER</b>	<b>REGION 05 - BEAUMONT</b>	<b>REGION 06 - HOUSTON</b>	<b>REGION 07 - AUSTIN</b>	<b>REGION 08 - SAN ANTONIO</b>	<b>REGION 09 - ABILENE</b>	<b>REGION 10 - EL PASO</b>	<b>REGION 11 - EDINBURG</b>	<b>TOTAL</b>
03/2015	0.11	0.08	0.10	0.09	0.05	0.11	0.07	0.09	0.05	0.06	0.08	0.09
04/2015	0.10	0.08	0.10	0.08	0.12	0.09	0.10	0.11	0.12	0.06	0.09	0.10
05/2015	0.08	0.05	0.09	0.08	0.09	0.07	0.08	0.08	0.07	0.06	0.09	0.08
Total	0.29	0.21	0.29	0.25	0.26	0.27	0.25	0.28	0.24	0.19	0.27	0.27

**CERTIFIED NURSING FACILITY SURVEY VISITS WITH STANDARD SURVEY / RE-SURVEY POV - FEDERAL DEFICIENCIES CITED PER SURVEY:  
3rd QUARTER FY 2015**

<b>MONTH / YEAR</b>	<b>REGION 01 - LUBBOCK</b>	<b>REGION 02 - ABILENE</b>	<b>REGION 03 - GRAND PRAIRIE</b>	<b>REGION 04 - TYLER</b>	<b>REGION 05 - BEAUMONT</b>	<b>REGION 06 - HOUSTON</b>	<b>REGION 07 - AUSTIN</b>	<b>REGION 08 - SAN ANTONIO</b>	<b>REGION 09 - ABILENE</b>	<b>REGION 10 - EL PASO</b>	<b>REGION 11 - EDINBURG</b>	<b>TOTAL</b>
03/2015	7.4	8.5	2.9	6.4	6.0	6.1	3.9	6.1	8.5	14.0	4.0	5.4
04/2015	6.3	4.5	2.6	8.0	9.0	8.1	4.9	5.6	3.4	16.0	7.8	5.7
05/2015	6.0	3.0	1.8	7.0	4.8	9.8	4.9	5.8	9.3	14.0	4.6	5.2
Total	6.6	5.6	2.4	7.1	7.0	7.7	4.6	5.9	6.2	14.7	5.5	5.4



**CERTIFIED NURSING FACILITY SURVEY VISITS WITH STANDARD SURVEY / RE-SURVEY POV - FEDERAL DEFICIENCY COUNTS OF G LEVEL AND HIGHER:  
3rd QUARTER FY 2015**

<b>MONTH / YEAR</b>	<b>REGION 01 - LUBBOCK</b>	<b>REGION 02 - ABILENE</b>	<b>REGION 03 - GRAND PRAIRIE</b>	<b>REGION 04 - TYLER</b>	<b>REGION 05 - BEAUMONT</b>	<b>REGION 06 - HOUSTON</b>	<b>REGION 07 - AUSTIN</b>	<b>REGION 08 - SAN ANTONIO</b>	<b>REGION 09 - ABILENE</b>	<b>REGION 10 - EL PASO</b>	<b>REGION 11 - EDINBURG</b>	<b>TOTAL</b>
03/2015	6	5	8	1	0	6	0	3	0	0	0	29
04/2015	0	0	4	0	1	8	0	3	2	2	0	20
05/2015	0	0	6	4	1	11	0	0	0	0	0	22
Total	6	5	18	5	2	25	0	6	2	2	0	71

**CERTIFIED NURSING FACILITY SURVEY VISITS WITH STANDARD SURVEY / RESURVEY POV - LEVEL G AND HIGHER DEFICIENCIES CITED PER SURVEY:  
3rd QUARTER FY 2015**

<b>MONTH / YEAR</b>	<b>REGION 01 - LUBBOCK</b>	<b>REGION 02 - ABILENE</b>	<b>REGION 03 - GRAND PRAIRIE</b>	<b>REGION 04 - TYLER</b>	<b>REGION 05 - BEAUMONT</b>	<b>REGION 06 - HOUSTON</b>	<b>REGION 07 - AUSTIN</b>	<b>REGION 08 - SAN ANTONIO</b>	<b>REGION 09 - ABILENE</b>	<b>REGION 10 - EL PASO</b>	<b>REGION 11 - EDINBURG</b>	<b>TOTAL</b>
03/2015	0.75	0.83	0.31	0.10	0.00	0.30	0.00	0.21	0.00	0.00	0.00	0.27
04/2015	0.00	0.00	0.15	0.00	0.13	0.53	0.00	0.18	0.40	2.00	0.00	0.17
05/2015	0.00	0.00	0.24	0.44	0.17	0.92	0.00	0.00	0.00	0.00	0.00	0.22
Total	0.29	0.31	0.23	0.18	0.12	0.53	0.00	0.14	0.20	0.67	0.00	0.22