

NURSING FACILITY COUNTS BY REGION AND MONTH - FY 2015

| MONTH / YEAR | REGION 01 - LUBBOCK | REGION 02 - ABILENE | REGION 03 - GRAND PRAIRIE | REGION 04 - TYLER | REGION 05 - BEAUMONT | REGION 06 - HOUSTON | REGION 07 - AUSTIN | REGION 08 - SAN ANTONIO | REGION 09 - ABILENE | REGION 10 - EL PASO | REGION 11 - EDINBURG | TOTAL |
|---------------------|----------------------------|----------------------------|----------------------------------|--------------------------|-----------------------------|----------------------------|---------------------------|--------------------------------|----------------------------|----------------------------|-----------------------------|--------------|
| 09/2014 | 72 | 75 | 269 | 111 | 67 | 174 | 146 | 158 | 41 | 15 | 84 | 1,212 |
| 10/2014 | 72 | 75 | 269 | 111 | 67 | 174 | 146 | 158 | 41 | 15 | 84 | 1,212 |
| 11/2014 | 72 | 75 | 269 | 111 | 67 | 174 | 146 | 158 | 41 | 15 | 84 | 1,212 |
| 12/2014 | 72 | 76 | 269 | 111 | 66 | 173 | 146 | 158 | 41 | 15 | 85 | 1,212 |
| 01/2015 | 72 | 76 | 269 | 111 | 66 | 173 | 146 | 158 | 41 | 16 | 85 | 1,213 |
| 02/2015 | 72 | 76 | 269 | 111 | 66 | 174 | 146 | 157 | 41 | 16 | 85 | 1,213 |
| 03/2015 | 72 | 76 | 271 | 111 | 66 | 174 | 146 | 158 | 42 | 16 | 85 | 1,217 |
| 04/2015 | 72 | 76 | 271 | 111 | 66 | 175 | 146 | 158 | 42 | 16 | 85 | 1,218 |
| 05/2015 | 72 | 76 | 271 | 112 | 66 | 175 | 147 | 158 | 42 | 16 | 85 | 1,220 |
| 06/2015 | 72 | 76 | 272 | 112 | 66 | 175 | 147 | 158 | 42 | 16 | 85 | 1,221 |
| 07/2015 | 73 | 76 | 272 | 112 | 66 | 176 | 147 | 158 | 42 | 16 | 85 | 1,223 |
| 08/2015 | 73 | 76 | 273 | 112 | 66 | 176 | 147 | 158 | 42 | 16 | 85 | 1,224 |

CERTIFIED NURSING FACILITY SURVEY VISITS WITH ALL POVS: FY 2015

| MONTH / YEAR | REGION 01 - LUBBOCK | REGION 02 - ABILENE | REGION 03 - GRAND PRAIRIE | REGION 04 - TYLER | REGION 05 - BEAUMONT | REGION 06 - HOUSTON | REGION 07 - AUSTIN | REGION 08 - SAN ANTONIO | REGION 09 - ABILENE | REGION 10 - EL PASO | REGION 11 - EDINBURG | TOTAL |
|---------------------|----------------------------|----------------------------|----------------------------------|--------------------------|-----------------------------|----------------------------|---------------------------|--------------------------------|----------------------------|----------------------------|-----------------------------|--------------|
| 09/2014 | 53 | 43 | 228 | 87 | 48 | 130 | 120 | 86 | 18 | 8 | 59 | 880 |
| 10/2014 | 55 | 48 | 258 | 88 | 55 | 150 | 111 | 120 | 22 | 13 | 80 | 1,000 |
| 11/2014 | 48 | 41 | 228 | 79 | 45 | 113 | 94 | 83 | 22 | 8 | 60 | 821 |
| 12/2014 | 61 | 50 | 258 | 78 | 49 | 142 | 121 | 116 | 24 | 19 | 67 | 985 |
| 01/2015 | 52 | 67 | 222 | 85 | 48 | 136 | 119 | 116 | 24 | 12 | 61 | 942 |
| 02/2015 | 49 | 32 | 200 | 90 | 42 | 127 | 112 | 100 | 25 | 6 | 44 | 827 |
| 03/2015 | 63 | 54 | 249 | 90 | 57 | 163 | 118 | 117 | 23 | 16 | 63 | 1,013 |
| 04/2015 | 58 | 53 | 245 | 115 | 49 | 156 | 128 | 123 | 28 | 11 | 63 | 1,029 |
| 05/2015 | 60 | 35 | 243 | 89 | 54 | 145 | 118 | 121 | 27 | 13 | 57 | 962 |
| 06/2015 | 55 | 34 | 263 | 106 | 50 | 139 | 119 | 99 | 25 | 12 | 58 | 960 |
| 07/2015 | 58 | 53 | 268 | 92 | 40 | 157 | 111 | 129 | 24 | 13 | 50 | 995 |
| 08/2015 | 56 | 41 | 248 | 76 | 59 | 166 | 84 | 108 | 30 | 9 | 61 | 938 |
| Total | 668 | 551 | 2,910 | 1,075 | 596 | 1,724 | 1,355 | 1,318 | 292 | 140 | 723 | 11,352 |

CERTIFIED NURSING FACILITY SURVEY VISITS WITH ALL POVS - FEDERAL DEFICIENCY COUNTS: FY 2015

| MONTH / YEAR | REGION 01 - LUBBOCK | REGION 02 - ABILENE | REGION 03 - GRAND PRAIRIE | REGION 04 - TYLER | REGION 05 - BEAUMONT | REGION 06 - HOUSTON | REGION 07 - AUSTIN | REGION 08 - SAN ANTONIO | REGION 09 - ABILENE | REGION 10 - EL PASO | REGION 11 - EDINBURG | TOTAL |
|---------------------|----------------------------|----------------------------|----------------------------------|--------------------------|-----------------------------|----------------------------|---------------------------|--------------------------------|----------------------------|----------------------------|-----------------------------|---------------|
| 09/2014 | 56 | 77 | 184 | 134 | 130 | 210 | 110 | 128 | 39 | 14 | 71 | 1,153 |
| 10/2014 | 86 | 119 | 185 | 94 | 83 | 285 | 223 | 248 | 43 | 32 | 105 | 1,503 |
| 11/2014 | 50 | 49 | 144 | 116 | 44 | 184 | 102 | 125 | 52 | 30 | 82 | 978 |
| 12/2014 | 57 | 139 | 110 | 119 | 42 | 169 | 142 | 112 | 52 | 20 | 98 | 1,060 |
| 01/2015 | 58 | 67 | 196 | 167 | 56 | 239 | 175 | 143 | 55 | 16 | 89 | 1,261 |
| 02/2015 | 71 | 81 | 135 | 137 | 51 | 240 | 184 | 130 | 55 | 41 | 100 | 1,225 |
| 03/2015 | 79 | 57 | 84 | 86 | 28 | 184 | 75 | 105 | 27 | 18 | 46 | 789 |
| 04/2015 | 51 | 31 | 97 | 100 | 75 | 163 | 124 | 113 | 30 | 20 | 77 | 881 |
| 05/2015 | 49 | 17 | 56 | 77 | 36 | 191 | 93 | 93 | 41 | 15 | 50 | 718 |
| 06/2015 | 56 | 39 | 38 | 67 | 27 | 179 | 104 | 32 | 27 | 4 | 65 | 638 |
| 07/2015 | 58 | 33 | 59 | 89 | 60 | 199 | 115 | 167 | 61 | 8 | 81 | 930 |
| 08/2015 | 59 | 35 | 52 | 69 | 33 | 132 | 58 | 140 | 20 | 17 | 83 | 698 |
| Total | 730 | 744 | 1,340 | 1,255 | 665 | 2,375 | 1,505 | 1,536 | 502 | 235 | 947 | 11,834 |

CERTIFIED NURSING FACILITY SURVEY VISITS WITH ALL POVS - AVERAGE # SURVEYS / VISITS CONDUCTED PER FACILITY: FY 2015

| MONTH / YEAR | REGION 01 - LUBBOCK | REGION 02 - ABILENE | REGION 03 - GRAND PRAIRIE | REGION 04 - TYLER | REGION 05 - BEAUMONT | REGION 06 - HOUSTON | REGION 07 - AUSTIN | REGION 08 - SAN ANTONIO | REGION 09 - ABILENE | REGION 10 - EL PASO | REGION 11 - EDINBURG | TOTAL |
|---------------------|----------------------------|----------------------------|----------------------------------|--------------------------|-----------------------------|----------------------------|---------------------------|--------------------------------|----------------------------|----------------------------|-----------------------------|--------------|
| 09/2014 | 0.74 | 0.57 | 0.85 | 0.78 | 0.72 | 0.75 | 0.82 | 0.54 | 0.44 | 0.53 | 0.70 | 0.7 |
| 10/2014 | 0.76 | 0.64 | 0.96 | 0.79 | 0.82 | 0.86 | 0.76 | 0.76 | 0.54 | 0.87 | 0.95 | 0.8 |
| 11/2014 | 0.67 | 0.55 | 0.85 | 0.71 | 0.67 | 0.65 | 0.64 | 0.53 | 0.54 | 0.53 | 0.71 | 0.7 |
| 12/2014 | 0.85 | 0.66 | 0.96 | 0.70 | 0.74 | 0.82 | 0.83 | 0.73 | 0.59 | 1.27 | 0.79 | 0.8 |
| 01/2015 | 0.72 | 0.88 | 0.83 | 0.77 | 0.73 | 0.79 | 0.82 | 0.73 | 0.59 | 0.75 | 0.72 | 0.8 |
| 02/2015 | 0.68 | 0.42 | 0.74 | 0.81 | 0.64 | 0.73 | 0.77 | 0.64 | 0.61 | 0.38 | 0.52 | 0.7 |
| 03/2015 | 0.88 | 0.71 | 0.92 | 0.81 | 0.86 | 0.94 | 0.81 | 0.74 | 0.55 | 1.00 | 0.74 | 0.8 |
| 04/2015 | 0.81 | 0.70 | 0.90 | 1.04 | 0.74 | 0.89 | 0.88 | 0.78 | 0.67 | 0.69 | 0.74 | 0.8 |
| 05/2015 | 0.83 | 0.46 | 0.90 | 0.79 | 0.82 | 0.83 | 0.80 | 0.77 | 0.64 | 0.81 | 0.67 | 0.8 |
| 06/2015 | 0.76 | 0.45 | 0.97 | 0.95 | 0.76 | 0.79 | 0.81 | 0.63 | 0.60 | 0.75 | 0.68 | 0.8 |
| 07/2015 | 0.79 | 0.70 | 0.99 | 0.82 | 0.61 | 0.89 | 0.76 | 0.82 | 0.57 | 0.81 | 0.59 | 0.8 |
| 08/2015 | 0.77 | 0.54 | 0.91 | 0.68 | 0.89 | 0.94 | 0.57 | 0.68 | 0.71 | 0.56 | 0.72 | 0.8 |
| Total | 9.3 | 7.3 | 10.8 | 9.7 | 8.9 | 9.9 | 9.3 | 8.3 | 7.1 | 9.3 | 8.6 | 9.4 |

CERTIFIED NURSING FACILITY SURVEY VISITS WITH ALL POVS - FEDERAL DEFICIENCIES CITED PER SURVEY: FY 2015

| MONTH / YEAR | REGION 01 - LUBBOCK | REGION 02 - ABILENE | REGION 03 - GRAND PRAIRIE | REGION 04 - TYLER | REGION 05 - BEAUMONT | REGION 06 - HOUSTON | REGION 07 - AUSTIN | REGION 08 - SAN ANTONIO | REGION 09 - ABILENE | REGION 10 - EL PASO | REGION 11 - EDINBURG | TOTAL |
|---------------------|----------------------------|----------------------------|----------------------------------|--------------------------|-----------------------------|----------------------------|---------------------------|--------------------------------|----------------------------|----------------------------|-----------------------------|--------------|
| 09/2014 | 1.06 | 1.79 | 0.81 | 1.54 | 2.71 | 1.62 | 0.92 | 1.49 | 2.17 | 1.75 | 1.20 | 1.3 |
| 10/2014 | 1.56 | 2.48 | 0.72 | 1.07 | 1.51 | 1.90 | 2.01 | 2.07 | 1.95 | 2.46 | 1.31 | 1.5 |
| 11/2014 | 1.04 | 1.20 | 0.63 | 1.47 | 0.98 | 1.63 | 1.09 | 1.51 | 2.36 | 3.75 | 1.37 | 1.2 |
| 12/2014 | 0.93 | 2.78 | 0.43 | 1.53 | 0.86 | 1.19 | 1.17 | 0.97 | 2.17 | 1.05 | 1.46 | 1.1 |
| 01/2015 | 1.12 | 1.00 | 0.88 | 1.96 | 1.17 | 1.76 | 1.47 | 1.23 | 2.29 | 1.33 | 1.46 | 1.3 |
| 02/2015 | 1.45 | 2.53 | 0.68 | 1.52 | 1.21 | 1.89 | 1.64 | 1.30 | 2.20 | 6.83 | 2.27 | 1.5 |
| 03/2015 | 1.25 | 1.06 | 0.34 | 0.96 | 0.49 | 1.13 | 0.64 | 0.90 | 1.17 | 1.13 | 0.73 | 0.8 |
| 04/2015 | 0.88 | 0.58 | 0.40 | 0.87 | 1.53 | 1.04 | 0.97 | 0.92 | 1.07 | 1.82 | 1.22 | 0.9 |
| 05/2015 | 0.82 | 0.49 | 0.23 | 0.87 | 0.67 | 1.32 | 0.79 | 0.77 | 1.52 | 1.15 | 0.88 | 0.7 |
| 06/2015 | 1.02 | 1.15 | 0.14 | 0.63 | 0.54 | 1.29 | 0.87 | 0.32 | 1.08 | 0.33 | 1.12 | 0.7 |
| 07/2015 | 1.00 | 0.62 | 0.22 | 0.97 | 1.50 | 1.27 | 1.04 | 1.29 | 2.54 | 0.62 | 1.62 | 0.9 |
| 08/2015 | 1.05 | 0.85 | 0.21 | 0.91 | 0.56 | 0.80 | 0.69 | 1.30 | 0.67 | 1.89 | 1.36 | 0.7 |
| Total | 1.09 | 1.35 | 0.46 | 1.17 | 1.12 | 1.38 | 1.11 | 1.17 | 1.72 | 1.68 | 1.31 | 1.0 |

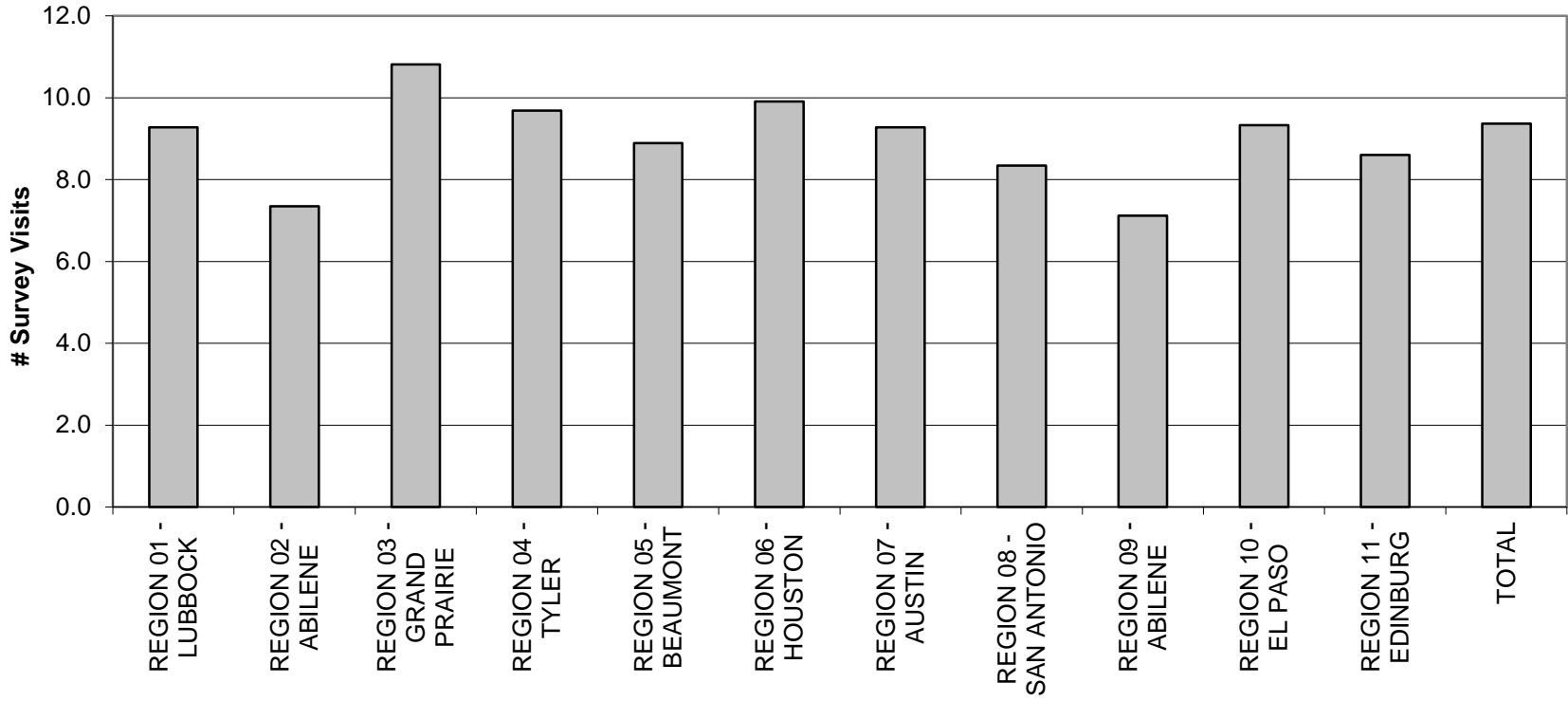
CERTIFIED NURSING FACILITY SURVEY VISITS WITH ALL POVS - DEFICIENCY COUNTS OF G LEVEL AND HIGHER: FY 2015

| MONTH / YEAR | REGION 01 - LUBBOCK | REGION 02 - ABILENE | REGION 03 - GRAND PRAIRIE | REGION 04 - TYLER | REGION 05 - BEAUMONT | REGION 06 - HOUSTON | REGION 07 - AUSTIN | REGION 08 - SAN ANTONIO | REGION 09 - ABILENE | REGION 10 - EL PASO | REGION 11 - EDINBURG | TOTAL |
|---------------------|----------------------------|----------------------------|----------------------------------|--------------------------|-----------------------------|----------------------------|---------------------------|--------------------------------|----------------------------|----------------------------|-----------------------------|--------------|
| 09/2014 | 0 | 0 | 8 | 4 | 6 | 7 | 3 | 0 | 0 | 0 | 9 | 37 |
| 10/2014 | 0 | 4 | 7 | 6 | 3 | 20 | 19 | 13 | 5 | 3 | 5 | 85 |
| 11/2014 | 2 | 1 | 14 | 2 | 0 | 4 | 6 | 0 | 2 | 3 | 12 | 46 |
| 12/2014 | 9 | 2 | 10 | 5 | 2 | 6 | 19 | 4 | 5 | 0 | 0 | 62 |
| 01/2015 | 0 | 1 | 11 | 3 | 0 | 19 | 20 | 0 | 4 | 0 | 6 | 64 |
| 02/2015 | 0 | 5 | 3 | 5 | 0 | 0 | 11 | 9 | 0 | 1 | 10 | 44 |
| 03/2015 | 6 | 7 | 14 | 1 | 0 | 19 | 8 | 5 | 3 | 1 | 0 | 64 |
| 04/2015 | 0 | 0 | 15 | 6 | 1 | 14 | 0 | 7 | 2 | 4 | 3 | 52 |
| 05/2015 | 0 | 0 | 9 | 8 | 1 | 34 | 4 | 0 | 2 | 1 | 0 | 59 |
| 06/2015 | 0 | 4 | 7 | 11 | 0 | 34 | 22 | 3 | 6 | 0 | 0 | 87 |
| 07/2015 | 4 | 0 | 4 | 4 | 3 | 18 | 20 | 9 | 0 | 0 | 6 | 68 |
| 08/2015 | 15 | 3 | 10 | 11 | 1 | 15 | 9 | 8 | 0 | 1 | 22 | 95 |
| Total | 36 | 27 | 112 | 66 | 17 | 190 | 141 | 58 | 29 | 14 | 73 | 763 |

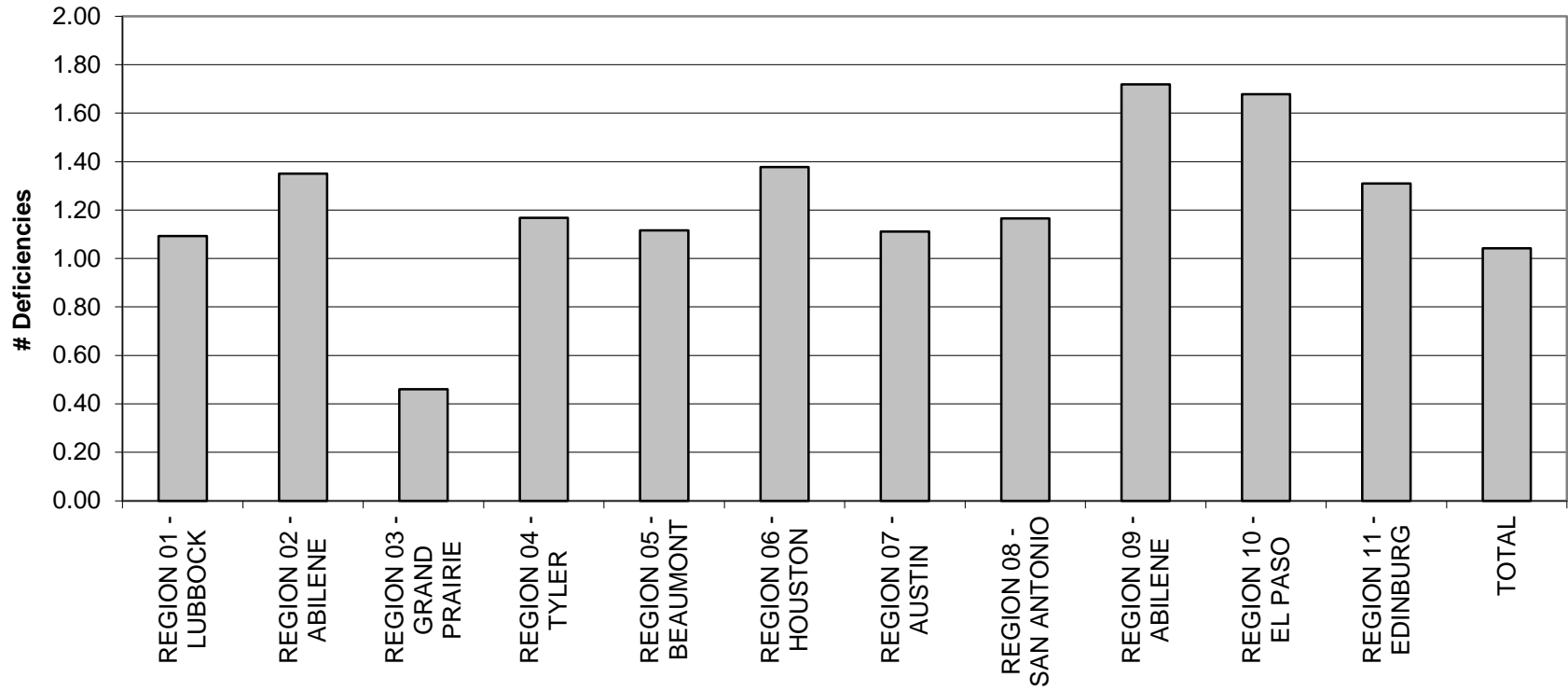
CERTIFIED NURSING FACILITY SURVEY VISITS WITH ALL POVS - LEVEL G AND HIGHER DEFICIENCIES CITED PER SURVEY: FY 2015

| MONTH / YEAR | REGION 01 - LUBBOCK | REGION 02 - ABILENE | REGION 03 - GRAND PRAIRIE | REGION 04 - TYLER | REGION 05 - BEAUMONT | REGION 06 - HOUSTON | REGION 07 - AUSTIN | REGION 08 - SAN ANTONIO | REGION 09 - ABILENE | REGION 10 - EL PASO | REGION 11 - EDINBURG | TOTAL |
|---------------------|----------------------------|----------------------------|----------------------------------|--------------------------|-----------------------------|----------------------------|---------------------------|--------------------------------|----------------------------|----------------------------|-----------------------------|--------------|
| 09/2014 | 0.00 | 0.00 | 0.04 | 0.05 | 0.13 | 0.05 | 0.03 | 0.00 | 0.00 | 0.00 | 0.15 | 0.04 |
| 10/2014 | 0.00 | 0.08 | 0.03 | 0.07 | 0.05 | 0.13 | 0.17 | 0.11 | 0.23 | 0.23 | 0.06 | 0.09 |
| 11/2014 | 0.04 | 0.02 | 0.06 | 0.03 | 0.00 | 0.04 | 0.06 | 0.00 | 0.09 | 0.38 | 0.20 | 0.06 |
| 12/2014 | 0.15 | 0.04 | 0.04 | 0.06 | 0.04 | 0.04 | 0.16 | 0.03 | 0.21 | 0.00 | 0.00 | 0.06 |
| 01/2015 | 0.00 | 0.01 | 0.05 | 0.04 | 0.00 | 0.14 | 0.17 | 0.00 | 0.17 | 0.00 | 0.10 | 0.07 |
| 02/2015 | 0.00 | 0.16 | 0.02 | 0.06 | 0.00 | 0.00 | 0.10 | 0.09 | 0.00 | 0.17 | 0.23 | 0.05 |
| 03/2015 | 0.10 | 0.13 | 0.06 | 0.01 | 0.00 | 0.12 | 0.07 | 0.04 | 0.13 | 0.06 | 0.00 | 0.06 |
| 04/2015 | 0.00 | 0.00 | 0.06 | 0.05 | 0.02 | 0.09 | 0.00 | 0.06 | 0.07 | 0.36 | 0.05 | 0.05 |
| 05/2015 | 0.00 | 0.00 | 0.04 | 0.09 | 0.02 | 0.23 | 0.03 | 0.00 | 0.07 | 0.08 | 0.00 | 0.06 |
| 06/2015 | 0.00 | 0.12 | 0.03 | 0.10 | 0.00 | 0.24 | 0.18 | 0.03 | 0.24 | 0.00 | 0.00 | 0.09 |
| 07/2015 | 0.07 | 0.00 | 0.01 | 0.04 | 0.08 | 0.11 | 0.18 | 0.07 | 0.00 | 0.00 | 0.12 | 0.07 |
| 08/2015 | 0.27 | 0.07 | 0.04 | 0.14 | 0.02 | 0.09 | 0.11 | 0.07 | 0.00 | 0.11 | 0.36 | 0.10 |
| Total | 0.05 | 0.05 | 0.04 | 0.06 | 0.03 | 0.11 | 0.10 | 0.04 | 0.10 | 0.10 | 0.10 | 0.07 |

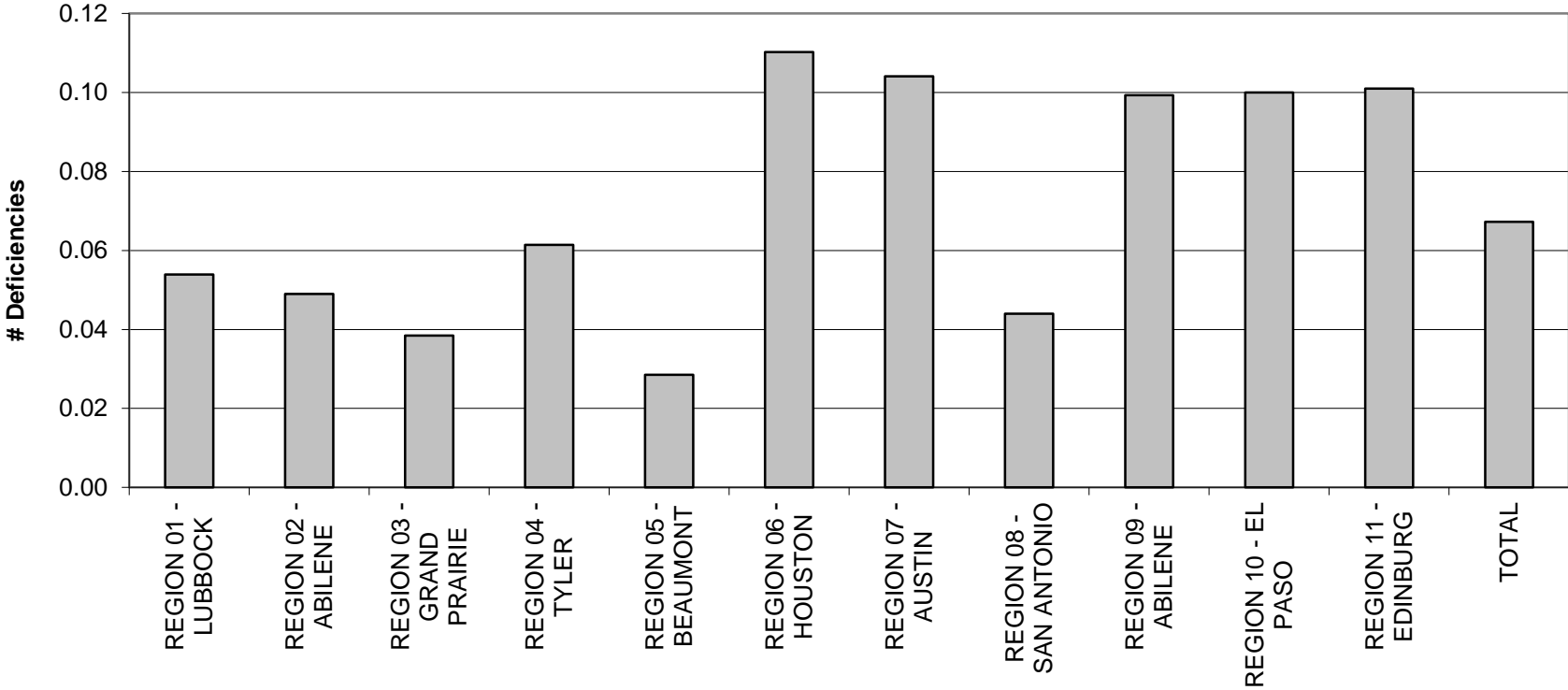
Survey Visits: All POVs
Average # Surveys per Facility, FY 2015



Survey Visits: All POVs
Average # Deficiencies Cited per Survey, FY 2015



Survey Visits: All POVs
Average # Level G and Higher Deficiencies Cited per Survey, FY 2015



]